


KV194B3



Product family	Hood
Hood Type	Decorative wall hood
Design	Angled
Extraction	Ducted out or re-circulation possible
Electronic control	Yes
Perimeter extraction	Yes
Material	Glass
EAN code	8017709327903
Hood width	90 cm







Aesthetics

Aesthetics	Linea	Glass Type	Black
Colour	Black	Serigraphy colour	Grey
Finishing	Glass	Logo	Silk screen

Controls

Control setting	Touch control back-lighted White	Led colour	White
-----------------	-------------------------------------	------------	-------

Programs / Functions

No. of speeds	3
Intensive speed	
24h air filter function	
Time-setting options	
Auto-vent 2.0	

Technical Features

						No. of lights	2	Anti-grease filters	Stainless steel
						Light type	LED	Charcoal filters included	Yes
						Light power	2.1 W		

Dimmer mode	Yes	Filter replacement indicator	Yes
Light colour temperature range	2700° - 4000° °K	Vent outlet	150 mm
Free outlet maximum capacity	820 m³/h	Minimum distance from GAS hob	650 mm
Motor power	275 W	Minimum distance from ELECTRIC hob	450 mm
No. of filters	2	Non return valve	Yes

	Extraction rate IEC 61591 [m³/h]	Noise level IEC 60704-2-13 [dB(A)]
Speed 1	277	50
Speed 2	406	63
Speed 3	636	70
Intensive speed	782	72

Performance / Energy Label

A+

Annual Efficiency Consumption (AEChood)	41 KWh/year	Airborne acoustical A-weighted sound Power Emission at maximum speed (SPEmax)	71 dB(A)
Energy efficiency class (EEC)	A+	Airbourne acoustical A-weighted sound power emission at boost speed (SPEboost)	72 dB(A)
Fluid Dynamic Efficiency (FDE)	36.2	Power Consumption in Off mode (Po)	0.49 W
Fluid Dynamic Efficiency class (FDEC)	A	Power consumption in stand-by mode (Ps)	0.99 W
Lighting Efficiency (LE)	34.8 lux/W	Time increase factor (F)	0.7
Lighting Efficiency Class (LEC)	A	Energy Efficiency Index per first cavity	41.2
Grease Filtering Efficiency (GFE)	64.3 %	Measured air flow rate at best efficiency point (Qbep)	403 m³/h
Grease Filtering Efficiency Class (GFEC)	E	Measured air pressure at best efficiency point (Qbep)	479 Pa
Air flow at minumum speed (Qmin)	277 m³/h	Measured electric power input at best efficiency point (Wbep)	148 W
Maximum extraction rate	636 m³/h	Normal Power of the light system (WI)	5 W
Intensive extraction rate	782 m³/h	Average illumination of the light on the cooking surface (Emiddle)	139 lux
Airbourne acouistical A-weighted sound Power Emission at minimum speed (SPEmin)	50 dB(A)	Sound power level at highest setting (Lwa)	71 dB(A)

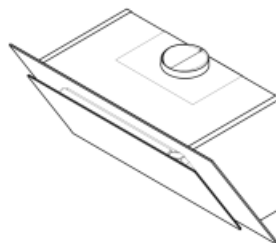
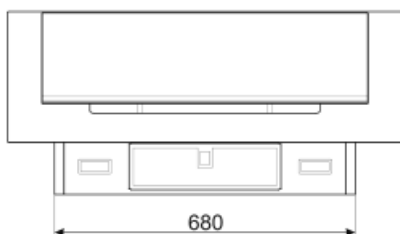
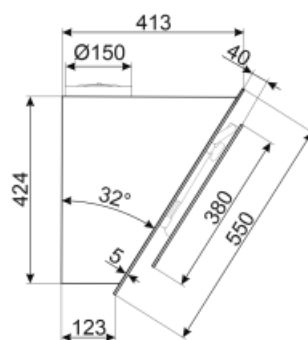

Electrical Connection

Nominal power	279 W	Frequency (Hz)	50-60 Hz
Voltage	220-240 V	Power supply cable length	1500 mm

Also available

Alternative colours available Neptune Grey

Available colours KV194G



Not included accessories



KITCMNKVX

Chimney Extension in Stainless Steel for hood KV*series



KITALLFC

Universal Charcoal filter Stainless Steel AISI 304 The filter can be washed in dishwasher 50 °C (water and suitable detergent) and to dry it put in the oven 180°C 25 minutes



KITFCKV1

Kit 2 pcs Charcoal Filter for Hood KV1*series



KITCMNKVMB

Chimney Extension in Stainless Steel for hood KV*series 300 mm*200 mm + 500/850 mm

Symbols glossary



24h: When selected this function refreshes the air for c. 10 minutes every hour over a 24 hour period, at minimum speed and an imperceptible noise level.



Filters: Model has filters to help remove grease from the steam emanating from the pans during cooking.



Switch off automatically: A special setting, to run after the end of cooking for a pre-set time and then switch off automatically.



Charcoal filters: Extracting through charcoal filters or directly to the exterior lessens strong cooking odours considerably.



...



...



A+: Energy efficiency class A+ helps to save up to 10% energy compared to class A. Maximum performance with minimum consumption is guaranteed.



Warning light(s): to advise when filters need changing.



Lights: All cooker hoods feature lights to illuminate the cooking area or add to the ambience of the kitchen.



Perimeter extraction panels: very efficient and aid noise reduction.



Intensive/turbo setting: when extra fast extraction is required.



...